



Media Center

Boost Series

SEATING

Shell: Polypropylene molded plastic with built-in carry handle

Back: Integral lumbar supports and smooth back

Steel Legs: Fully unitized 14 gauge, 1" diameter

Steel Foot Rest: Angled 14 gauge, 3/4" diameter

Zed Café Stool: Gray or Black powder coat available

Aura Café Stool Only: Available in Gray, Black or Graphite powder coat only

Glides: Self leveling nylon glides

TABLE

Tabletop: 1 1/8" particleboard core that is high pressure laminated

Backer Sheet: Underside .020" poly

Upper Frame: Four 16 gauge plate attached to tabletop by 16 screws. 1 6 1/2" upper steel support

BASE

Legs: 16 Gauge, 1 3/4" diameter **Post:** 3" diameter

Regular Base: 12 gauge, 22" diameter: Available in Black or Tungsten

Quad Base: 30" diameter: Only available in Tungsten Gray

Glides: Adjustable 2" rubber glide

Optional Items: Power port, glide caps (felt, rubber and steel)



Boost Series – Café Tables & Stools



Toddler 18" Ht.
Regular Base



Standard 30" Ht.
Regular or Quad Base



Jr Standing 36" Ht.
Regular Base



Standing 42" Ht.
Regular or Quad Base



NEW A430GT - 30" Aura
Café Stool
Phantom Seat Color



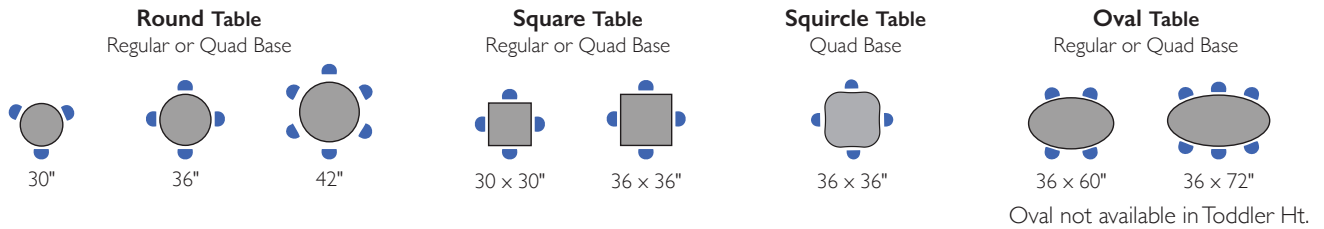
Z424G - 24" Zed
Café Stool




7424 - 30" Inspiration
Café Stool



CFSH-3672OV & 7430 -
Oval Table and
Inspiration Boost Stool



Features




Optional
PVC 3mm Edge
(Aqua)



Optional
Power Port



Quad Base
with Adj. Glide
Only available in Gray



Regular Base
with Adj. Glide

High Pressure Laminate Edge Finish



T-Mold Standard



X-Strong Optional



PVC 3mm Optional